

MANUFACTURED MOUNT BULLER MOUNTAIN LEDGE

Product Spec V4



InfinitiStone®

Your Natural Choice in Stone Cladding

IS-M863


Product Description

Inspired by the weather exposed look of stone from some of the harshest conditions of Australia, this range provides a chunky, rugged feel and look which is greatly enhanced when viewed under direct sunlight.



Whether your project is a small portico or a rejuvenation of a whole house, you are sure to find a style from our range to suit your requirements.

Prefabricated external corners are available.


Our Colour Selection



*Made to Order Item,
Lead times apply



*Made to Order Item,
Lead times apply





*Meets AS/NZS 3837-
1998 Standards –
perfect for Fireplace
surrounds and suitable
for projects in Fire prone
locations*

IS-M845

3

*Using this guide means you accept our Terms & Conditions as shown on our Website

Dimensions, Sizing & Packaging

Flats:

863 Selection

70-500mmW x 25-150mmH (comes random in pre-packed boxes)

845*, 847* Selection

70-500mmW x 25-150mmH (comes random in pre-packed boxes)

Corners:

863

Up to 150mm High x up to 280mm Long Leg & 100mm Short Leg

845*, 847*

Up to 150mm High x up to 250mm Long Leg & 90mm Short Leg

Thickness & Weight:

863

30-45mm, 48kg/m²

845*, 847*

25-65mm, 48kg/m²



IS-M847

Packaging

Available in 0.5m²/box Flats and 1.2lm/box Corners.

***Made to Order Items, lead times apply**



IS-M847

Pre-fabricated Corners available, ensuring most natural edge detailing – no unsightly mitre join lines and up to half your installation time saved!

*Using this guide means you accept our Terms & Conditions as shown on our Website



Quick Installation Tip

External Corners should be installed first, starting from bottom and alternating long and short Legs/Returns. Flats can be installed to fill in areas with joins to be staggered. Select stones from several different boxes to ensure proper blend of colour variation. Layout pattern on ground first.

See detailed Installation Guide available separately.



IS-M863 Sealed

As much as 30% lighter in weight than natural quarried stone therefore can be veneered onto most wall surfaces



Cutting

Our manufactured veneers can be easily cut or trimmed using an electric tile cutter or hand held grinders with a diamond or masonry blade. Trimming can also be done by using a hatchet or wide-mouth nipper.

SILICA DUST HAZARD - When natural stone or rock and other silica containing products are cut, crushed or sanded, dust is released. The very fine portion of the dust that is generated is known as respirable crystalline silica or silica dust. **Ensure to use necessary Personal Protective Equipment when cutting or shaping Natural or manufactured Stone Products.**



IS-M863

Joint

Our Mount Buller Mountain Ledge can be installed via dry-stacked or grouted method.


Sealers

This product is porous therefore we highly recommend applying a masonry sealer on completion.

You can choose a penetrating, breathable sealer to keep its original tone or a satin sealer for a sheen look.

Important Note

While reasonable efforts have been made to ensure the contents of this publication are factually correct, InfinitiStone or DIYHQ does not accept responsibility for the accuracy or completeness of the contents and shall not be liable for any loss or damage that may occur directly through the use of, or reliance on, the contents of this publication.



For more information visit
www.infinitistone.com.au or
Call 1300 238 288