

M75
MANUFACTURED BLUE
MOUNTAIN LEDGE
Product Spec V3




InfinitiStone®
Your Natural Choice in Stone Cladding

About This Product

Our manufactured Blue Mountain Ledge M75 is a rugged and dramatic stone. With its chunky individual profiles, this selection creates some serious shadow effects when used outdoors or indoors with directional lighting.


This product offers the most authentic representation of natural stone possible. Hand crafted from many different molds, each different in random dimensions – offering the most authentic representation of natural stone possible. Its colour and texture are created using a unique blend of cement, lightweight aggregates and iron oxide pigments.



*Being non-combustible
makes it extremely
durable, suitable for
both exterior and
interior projects –
perfect for fireplace
surrounds.*



Create dramatic textures quickly and cost effectively



*Using this guide means you accept our Terms & Conditions as shown on our Website

Dimensions, Sizing & Packaging

Flats:

100-400mmW x 25-150mmH varying (comes random in pre-packed boxes)

Corners:

Up to 350mm Long Leg & 150mm Short Leg

Thickness & Weight:

Approx. 20-50mm, 47kg/m²

Packaging

Available in 0.50 m²/box Flats and 1.2lm/box
Corners Grouted

Colour Palette

Ivory/Beige base with grey and light brown feature tones.

Quick Installation Tip


Before you start, select stones from several boxes to ensure proper blend of colour and size variation.

Layout on ground to your desired pattern then transfer to wall.

External corners should be installed first, starting from bottom and alternating long and short legs/returns.

Flats can be installed to fill in areas.

Patterns can be Ledge or random (per project photos shown on front page and page 5)



*Pre-fabricated corners
available, ensuring most
natural edge detailing – no
unsightly mitre join lines
and up to half your
installation time saved!*



As much as 30% lighter in weight than natural quarried stone therefore can be veneered onto most wall surfaces

Cutting

Our manufactured veneers can be easily cut or trimmed using an electric wet tile cutter or hand held grinders with diamond or masonry blade. Trimming can also be done by using a hatchet or wide-mouth nipper.

Joints

We recommend grouted finish for best results. With grouted finish, you can select cement grey for a traditional look or coloured grout as desired to give it a more personal appeal.

Sealers

This product is naturally porous therefore we recommend applying a masonry sealer on completion. You can choose a penetrating, breathable sealer to keep its original tone or a satin sealer for a sheen look.

Important Note

While reasonable efforts have been made to ensure the contents of this publication are factually correct, InfinitiStone or DIYHQ does not accept responsibility for the accuracy or completeness of the contents and shall not be liable for any loss or damage that may occur directly through the use of, or reliance on, the contents of this publication.

SILICA DUST HAZARD - When natural stone or rock and other silica containing products are cut, crushed or sanded, dust is released. The very fine portion of the dust that is generated is known as respirable crystalline silica or silica dust. **Ensure to use necessary Personal Protective Equipment when cutting or shaping Natural or manufactured Stone Products.**

For more information visit www.infinitistone.com.au or Call 1300 238 288.

*Using this guide means you accept our Terms & Conditions as shown on our Website